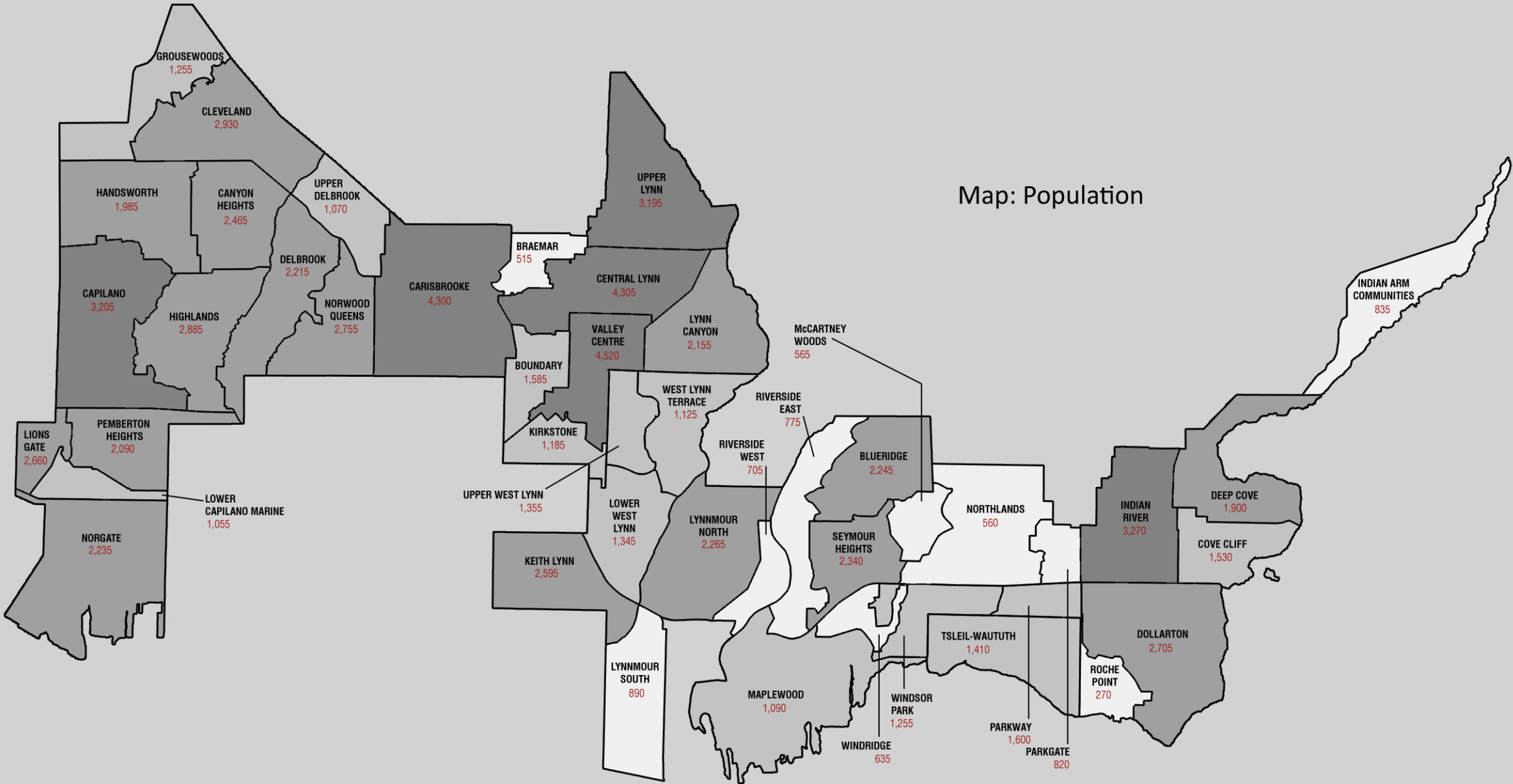


Population...

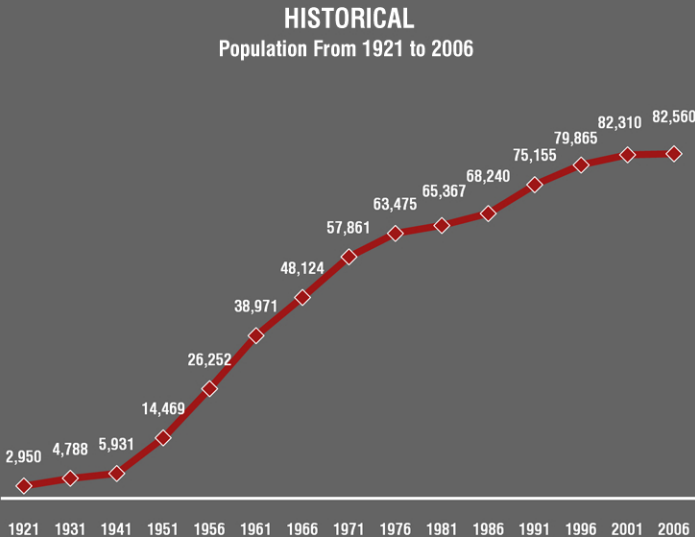
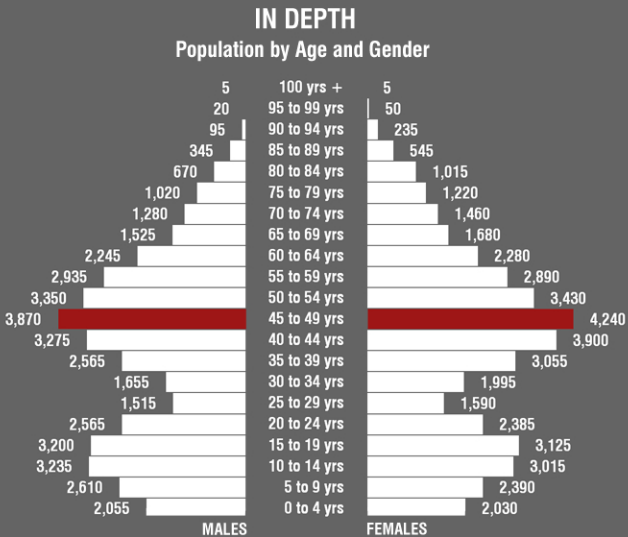
The 2006 Statistics Canada population for the District of North Vancouver was 82,560. The DNV revised population was 85,238. The revised population accounts for the net census undercoverage and population in the Seymour Creek Reserve and Seymour Non-Residential neighbourhoods. During the 1950s and through to the 1970s the population grew rapidly but since then the rate of growth has slowed. Between 2001 and 2006, the DNV population increased by 0.3% or 252 people. Conversely, the City of North Vancouver (with a 2.5% increase) and the District of West Vancouver (with a 1.7% increase) had higher growth rates compared to the DNV. The percentage of females (51.5%) was slightly higher than males (48.5%) in the DNV. This was the general trend in most municipalities in the Metro Vancouver region in the 2006.

- Population: 82,560
- DNV Revised Population: 85,238
- British Columbia's Growth Rate: 0.39%
- Female Median Age: 42.3
- Male Median Age: 41.0
- Percent of Females: 51.5%
- Percent of Males: 48.5%



Published: November 2009
Source: Statistics Canada, Census 2006

DNV GIS DEPARTMENT
604.990.2311 www.geoweb.dnv.org gis@dnv.org



	REGIONAL		
	Population of Males and Females by Metro Vancouver Municipality		
	MALES	FEMALES	TOTAL
CITY OF PORT MOODY	13,475	14,040	27,515
DISTRICT OF WEST VANCOUVER	19,590	22,540	42,130
CITY OF NORTH VANCOUVER	21,330	23,835	45,165
CITY OF PORT COQUITLAM	26,165	26,525	52,690
CITY OF NEW WESTMINSTER	28,480	30,070	58,550
DISTRICT OF NORTH VANCOUVER	40,020	42,540	82,560
CITY OF COQUITLAM	56,285	58,280	114,565
CITY OF RICHMOND	83,690	90,765	174,455
CITY OF BURNABY	98,770	104,030	202,800
CITY OF SURREY	194,710	200,260	394,970
CITY OF VANCOUVER	282,750	295,290	578,040